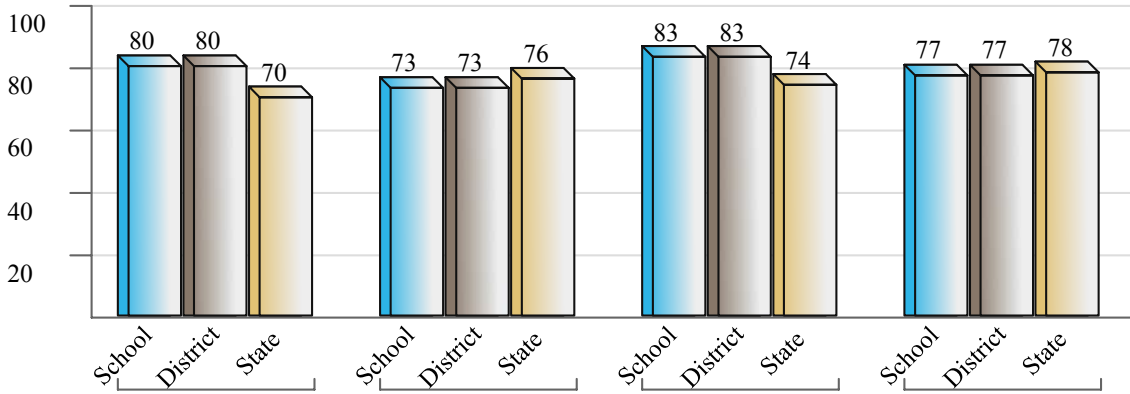


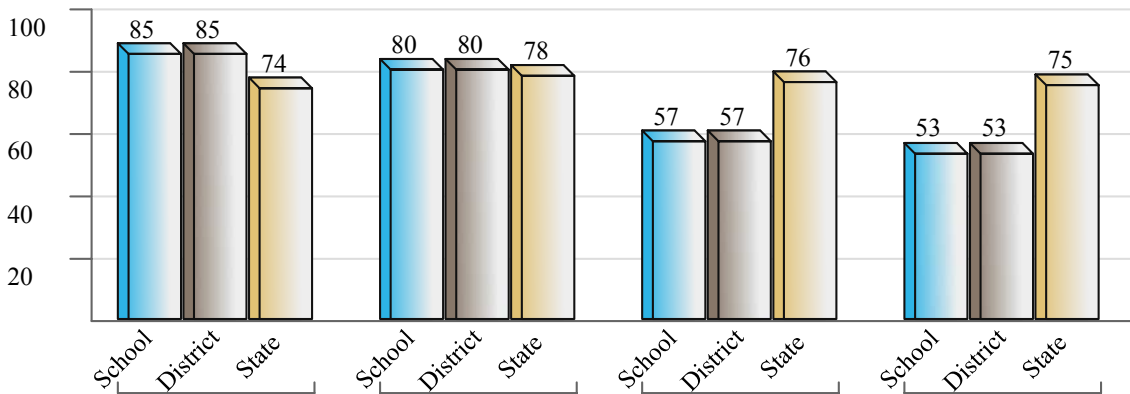
### Math Status Breakdown

Ogden Preparatory Academy, Ogden Preparatory Academy

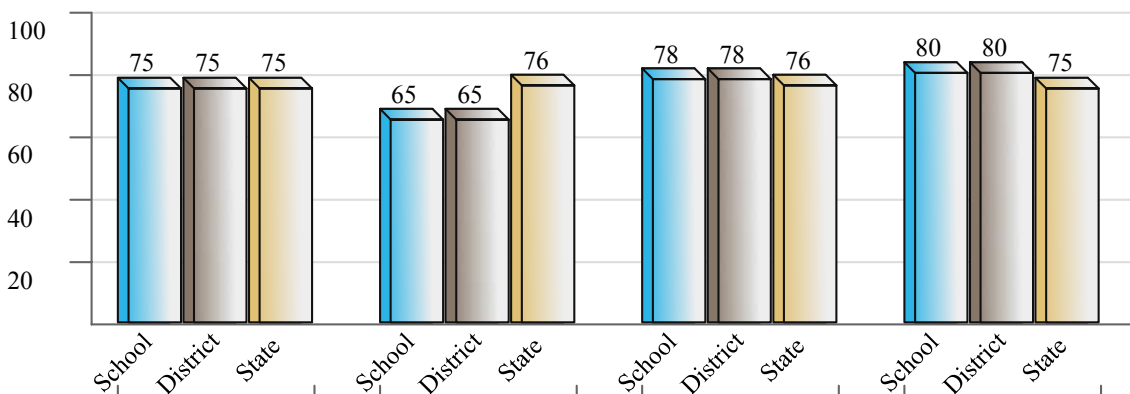
	2007			2006			2005			2004		
	school	district	state	school	district	state	school	district	state	school	district	state
1st Grade Math CRT	80%	80%	70%	73%	73%	76%	83%	83%	74%	77%	77%	78%



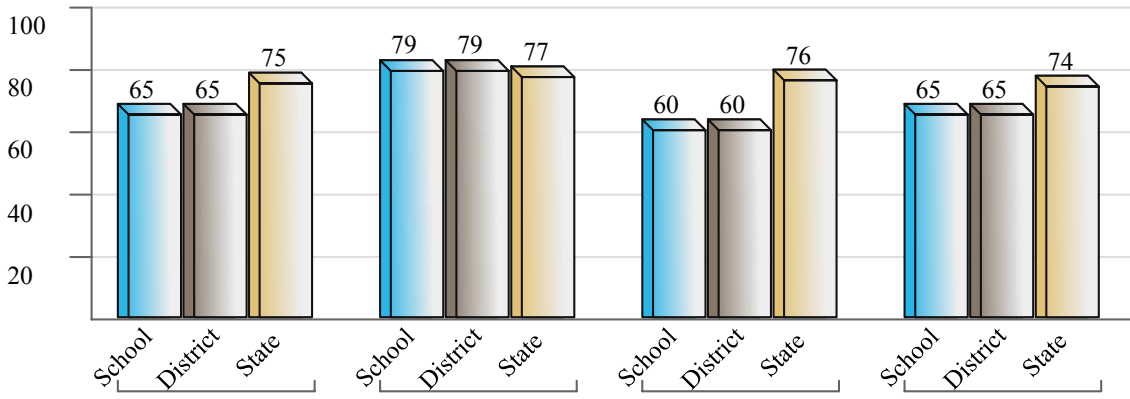
2nd Grade Math CRT	85%	85%	74%	80%	80%	78%	57%	57%	76%	53%	53%	75%
--------------------	-----	-----	-----	-----	-----	-----	-----	-----	-----	-----	-----	-----



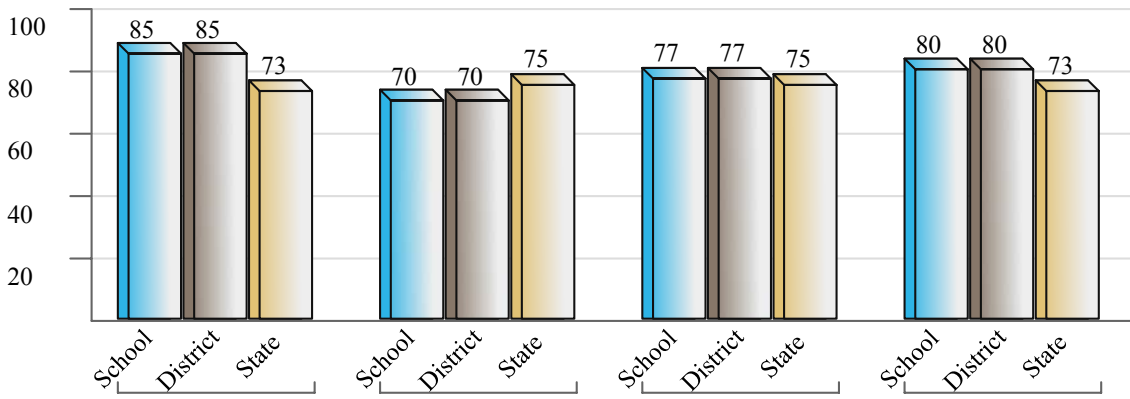
3rd Grade Math CRT	75%	75%	75%	65%	65%	76%	78%	78%	76%	80%	80%	75%
--------------------	-----	-----	-----	-----	-----	-----	-----	-----	-----	-----	-----	-----



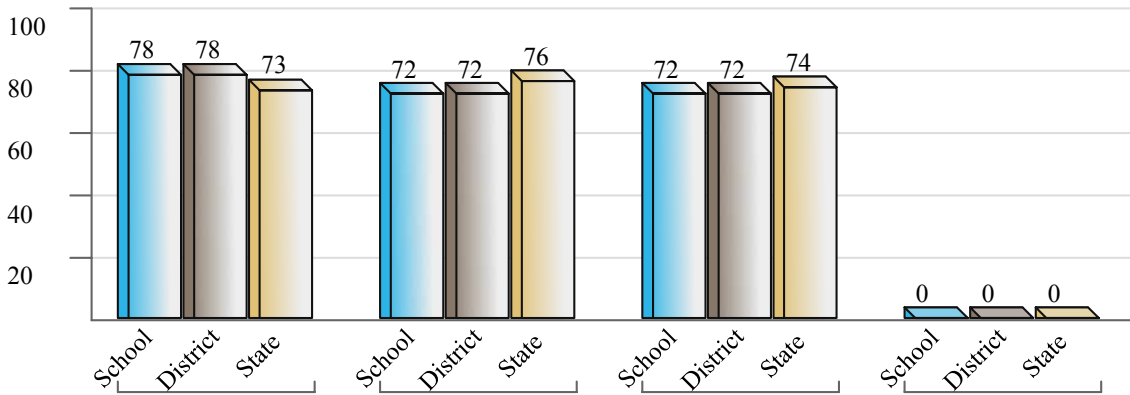
4th Grade Math CRT	<u>65%</u>	65%	75%	<u>79%</u>	79%	77%	<u>60%</u>	60%	76%	<u>65%</u>	65%	74%
--------------------	------------	-----	-----	------------	-----	-----	------------	-----	-----	------------	-----	-----



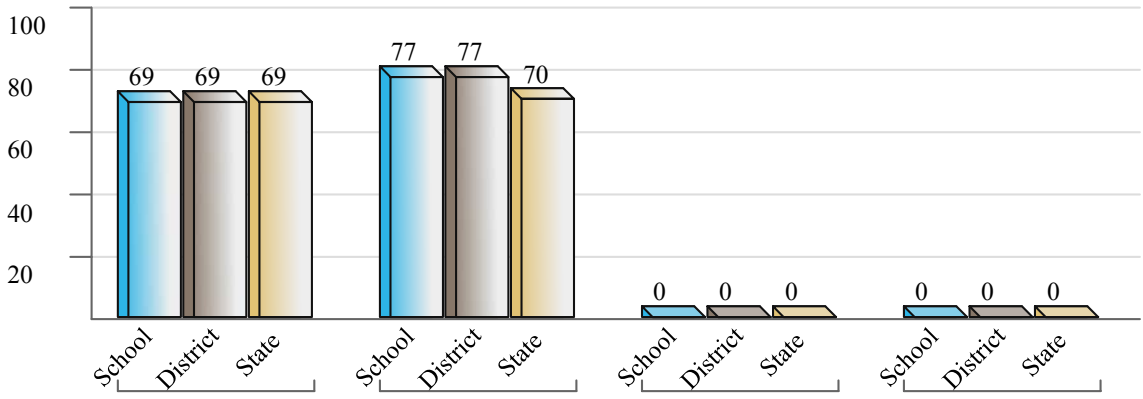
5th Grade Math CRT	<u>85%</u>	85%	73%	<u>70%</u>	70%	75%	<u>77%</u>	77%	75%	<u>80%</u>	80%	73%
--------------------	------------	-----	-----	------------	-----	-----	------------	-----	-----	------------	-----	-----



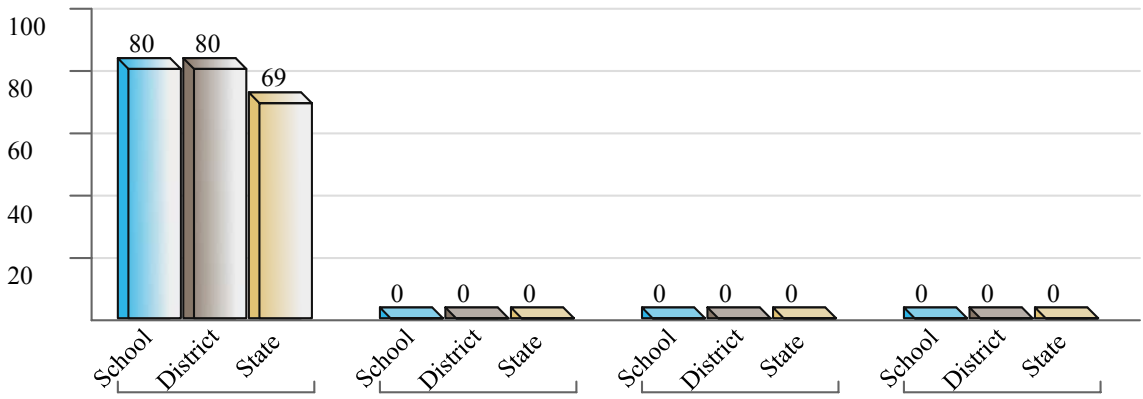
6th Grade Math CRT	<u>78%</u>	78%	73%	<u>72%</u>	72%	76%	<u>72%</u>	72%	74%	<u>N/A</u>	N/A	N/A
--------------------	------------	-----	-----	------------	-----	-----	------------	-----	-----	------------	-----	-----



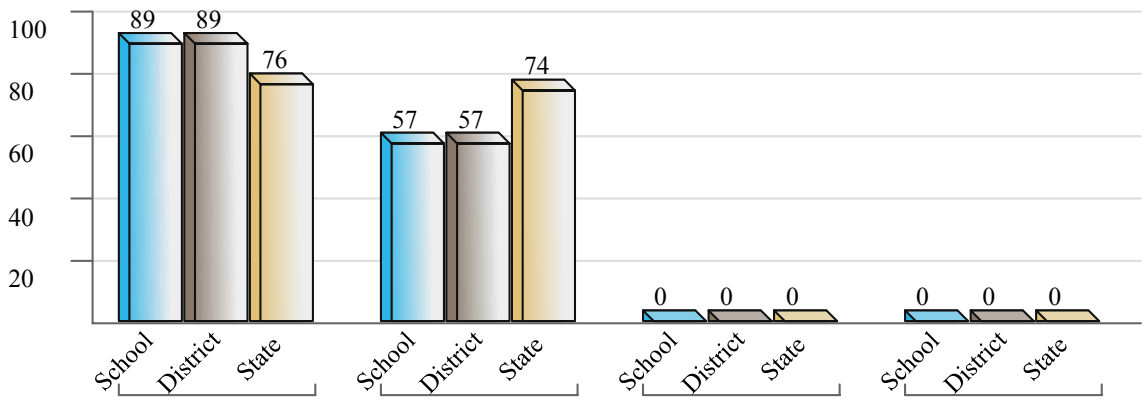
Elementary Algebra CRT	<u>69%</u>	69%	69%	<u>77%</u>	77%	70%	N/A	N/A	N/A	N/A	N/A	N/A
------------------------	------------	-----	-----	------------	-----	-----	-----	-----	-----	-----	-----	-----



Geometry CRT	<u>80%</u>	80%	69%	N/A	N/A	N/A	N/A	N/A	N/A	N/A	N/A	N/A
--------------	------------	-----	-----	-----	-----	-----	-----	-----	-----	-----	-----	-----



Pre Algebra CRT	89%	89%	76%	57%	57%	74%	N/A	N/A	N/A	N/A	N/A	N/A
-----------------	-----	-----	-----	-----	-----	-----	-----	-----	-----	-----	-----	-----



Copyright © USOE 2006  
 % = Percent of students proficient