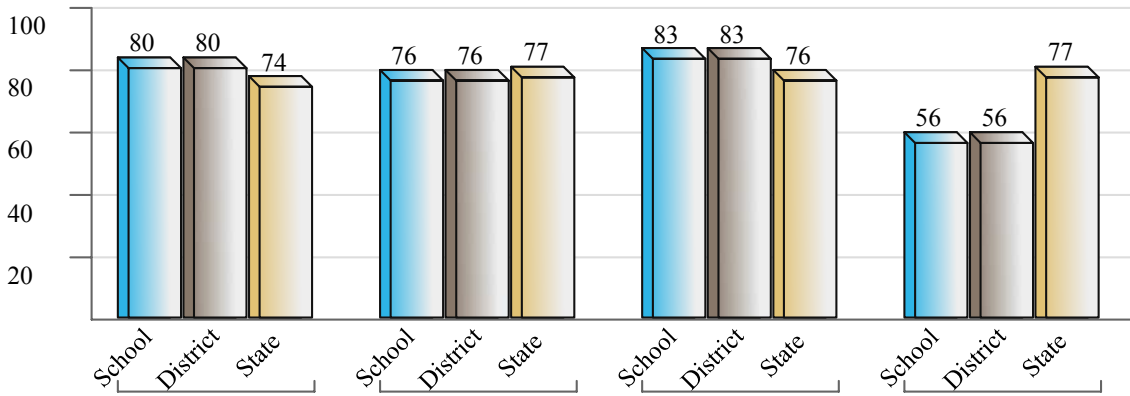
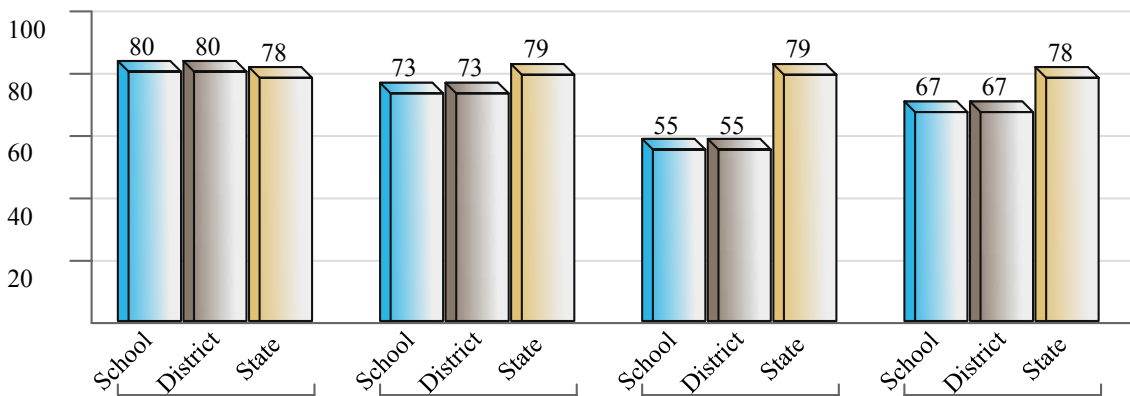


Language Arts Status Breakdown Ogden Preparatory Academy, Ogden Preparatory Academy

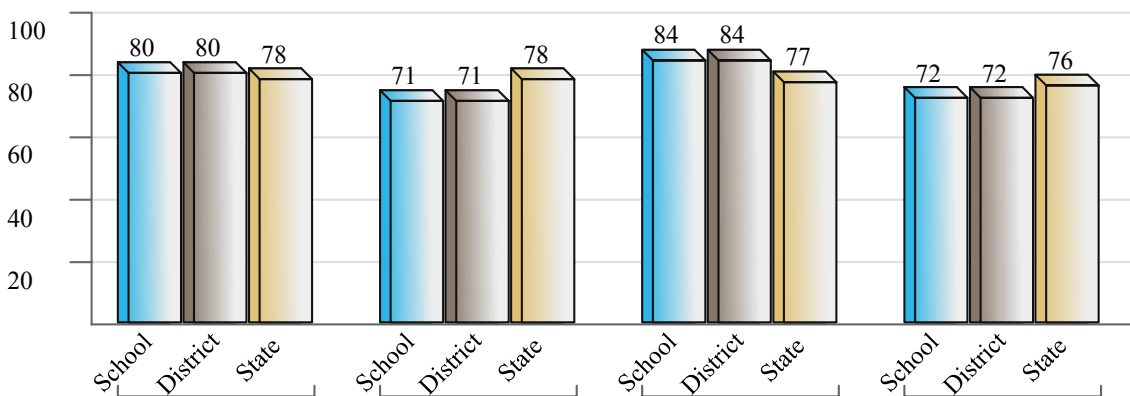
	2007			2006			2005			2004		
	school	district	state	school	district	state	school	district	state	school	district	state
1st Grade Language Arts	80%	80%	74%	76%	76%	77%	83%	83%	76%	56%	56%	77%



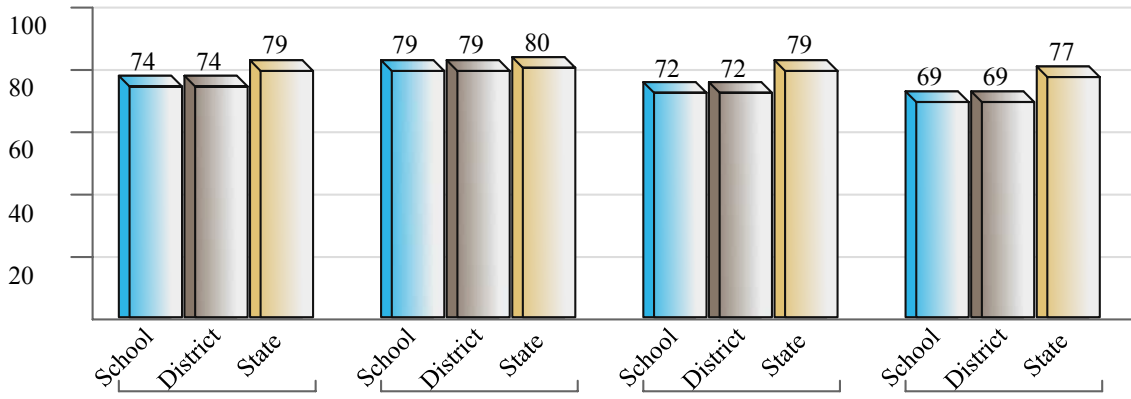
2nd Grade Language Arts	80%	80%	78%	73%	73%	79%	55%	55%	79%	67%	67%	78%
-------------------------	-----	-----	-----	-----	-----	-----	-----	-----	-----	-----	-----	-----



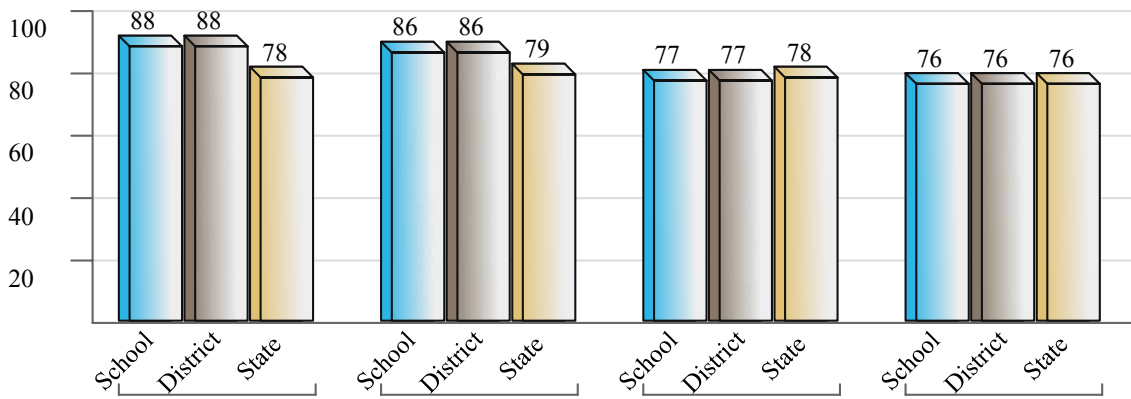
3rd Grade Language Arts	80%	80%	78%	71%	71%	78%	84%	84%	77%	72%	72%	76%
-------------------------	-----	-----	-----	-----	-----	-----	-----	-----	-----	-----	-----	-----



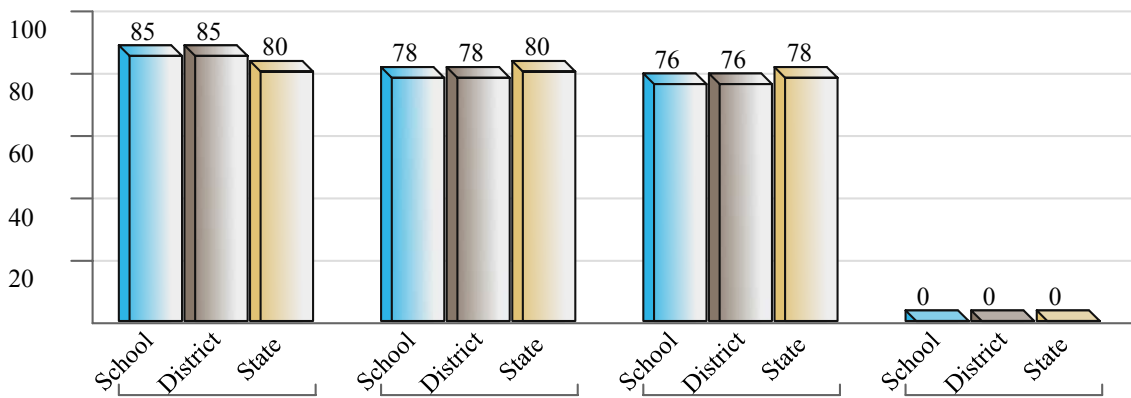
4th Grade Language Arts	<u>74%</u>	74%	79%	<u>79%</u>	79%	80%	<u>72%</u>	72%	79%	<u>69%</u>	69%	77%
-------------------------	------------	-----	-----	------------	-----	-----	------------	-----	-----	------------	-----	-----



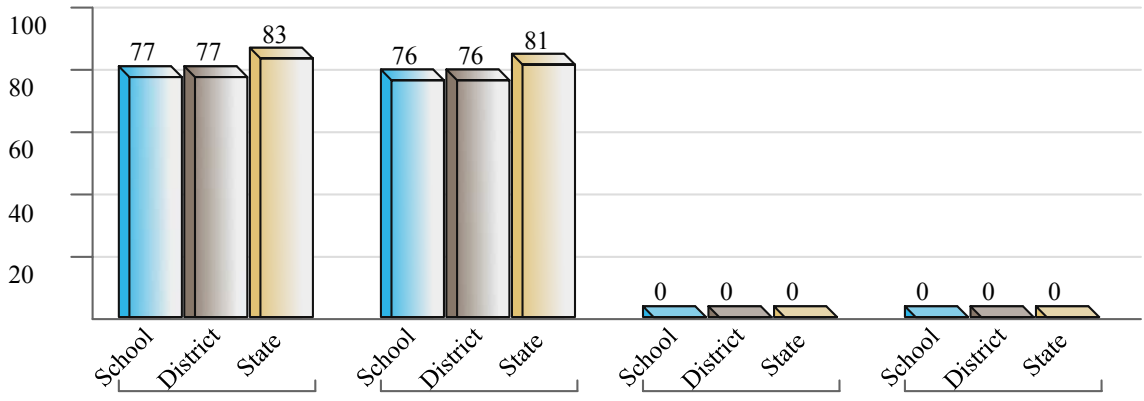
5th Grade Language Arts	<u>88%</u>	88%	78%	<u>86%</u>	86%	79%	<u>77%</u>	77%	78%	<u>76%</u>	76%	76%
-------------------------	------------	-----	-----	------------	-----	-----	------------	-----	-----	------------	-----	-----



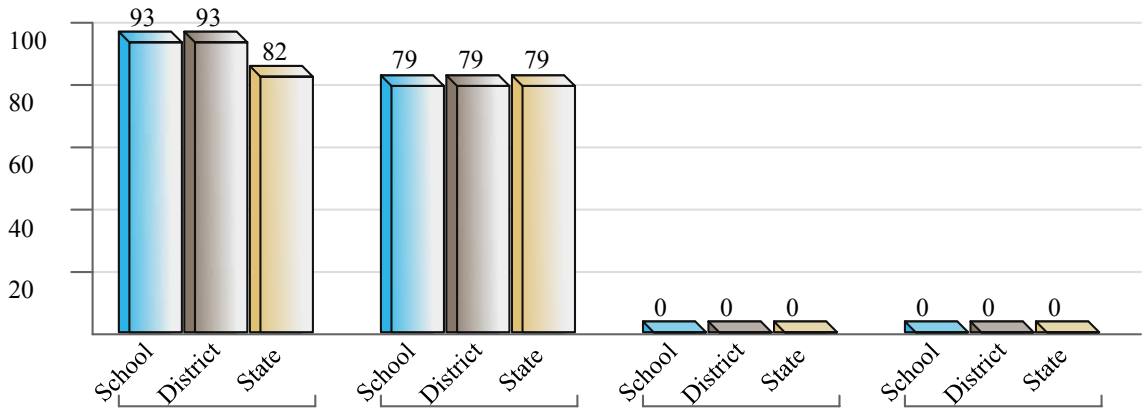
6th Grade Language Arts	<u>85%</u>	85%	80%	<u>78%</u>	78%	80%	<u>76%</u>	76%	78%	<u>N/A</u>	N/A	N/A
-------------------------	------------	-----	-----	------------	-----	-----	------------	-----	-----	------------	-----	-----



7th Grade Language Arts	<u>77%</u>	77%	83%	<u>76%</u>	76%	81%	N/A	N/A	N/A	N/A	N/A	N/A
----------------------------	------------	-----	-----	------------	-----	-----	-----	-----	-----	-----	-----	-----



8th Grade Language Arts	<u>93%</u>	93%	82%	<u>79%</u>	79%	79%	N/A	N/A	N/A	N/A	N/A	N/A
----------------------------	------------	-----	-----	------------	-----	-----	-----	-----	-----	-----	-----	-----



Direct Writing 6th
Grade CRT

78%

N/A

N/A

75%

N/A

N/A

N/A

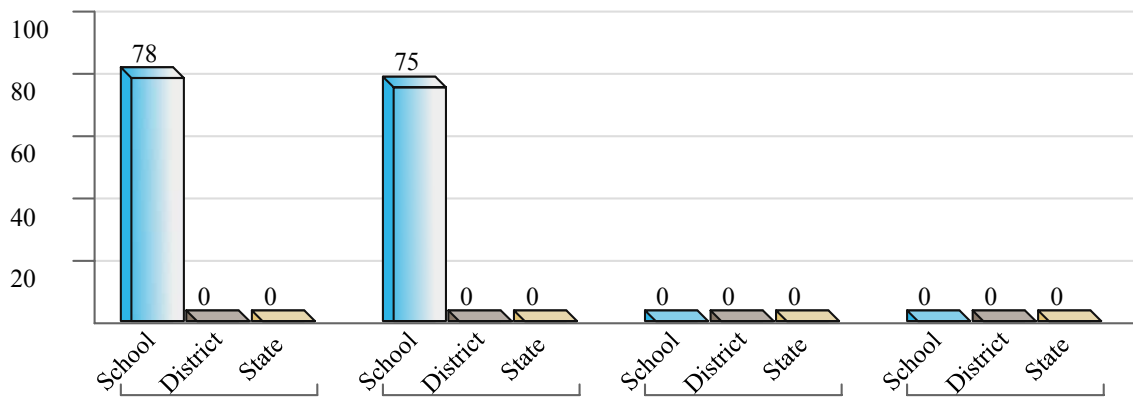
N/A

N/A

N/A

N/A

N/A



Copyright © USOE 2006

% = Percent of students proficient